

START

DIN

RAT

NET

PEN

Go AHEAD!

TIN



# RHYMING WORDS BOARD GAME



TIP

1. Place the word cards face down in a stack in the middle of the game board.

2. Use a single die (to play with) and (r) game piece for each child.

3. Roll the die and move your marker accordingly.

4. Pick up the top card from the stack and read the word.

5. If the card rhymes with the word your marker is on, you get to keep the card as a match.

6. Finish when all the cards are gone.



HAT

IT

PET



Go BACK!

RAN

DEN

PIN


NAP

Go AHEAD!

PAT




MAT



CAT




SAT



WIN



BIN



LET

*Let  
it  
Snow*

WET



NIP



DIP



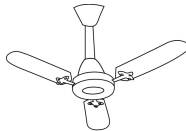
RIP



KIN



FAN



PAN



HIT



SIT



KIT



HEN



MEN



RAP



MAP



BAT

